

Postman Tips and Tricks

The API Platform

Varthini Bhaskaran
Technical Account Manager
Acumatica

Agenda

✓ Variable & Environments

✓ Testing result after request

✓ Collection Runner

✓ Useful Shortcuts


```
ext.AddScreenConfigurationFor(screen =>
    screen
    StateIdentifierIs<status>()
    AddDefaultFlow(flow =>
        flow
        .WithFlowStates(fss =>
            {
                fss.Add(initialState, -flowState => -flowSt
                fss.Add<State.hold>(flowState => ...);
                fss.Add<State.open>(flowState => ...);
                fss.Add<State.confirmed>(flowState => ...);
                fss.Add<State.partiallyInvoiced>(flowStat
                fss.Add<State.invoiced>(flowState => ...);
                fss.Add<State.completed>(flowState => ...);
            })
        .WithTransitions(transitions =>
            {
                transitions.AddGroupFrom(initialState, -ts
                transitions.AddGroupFrom<State.hold>(ts =
                transitions.AddGroupFrom<State.open>(ts =
                {
                    ts.Add(t => t.To<State.hold>().IsTrig
                    ts.Add(t => t.To<State.confirmed>().I
                });
                transitions.AddGroupFrom<State.confirmed>
                {
                    ts.Add(t => t.To<State.open>().IsTrig
                    ts.Add(t => t.To<State.invoiced>().Is
                    ts.Add(t => t.To<State.partiallyInvoi
                });
                transitions.AddGroupFrom<State.partiallyI
                transitions.AddGroupFrom<State.invoiced>(
                transitions.AddGroupFrom<State.completed>
            )))
    ))
```

Section One: Variable & Environments

Variable & Environments



STORE REDUNDANT
INFORMATION




ALLOW FOR EASY
MODIFICATION




SIMPLIFY SHARING OF
COLLECTIONS

Section Two: Testing result after request

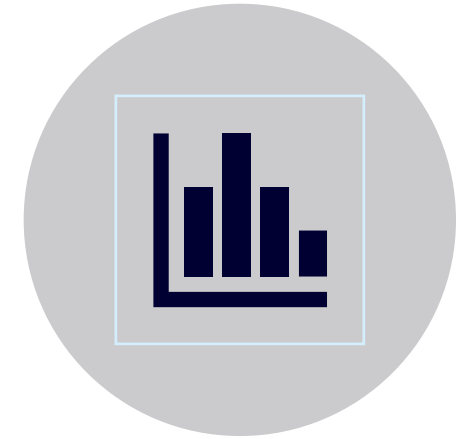
Testing result after request



AUTOMATIC



ENSURE CONSISTENCY
ACROSS MULTIPLE SITES




MULTIPLE TESTS
BUILT IN

Section Three: Collection Runner

Collection Runner



RUN COLLECTION
SEQUENTIALLY



TEST
SEQUENTIALLY



DISPLAY RESULT
SUMMARY

Section Three: Useful Shortcuts

Useful Shortcuts

Ctrl + Enter

- Send Request

Ctrl + Tab

- Next tab

Ctrl + Shift + Tab

- Goto previous tab

Ctrl + +

- Zoom in

Ctrl + -

- Zoom out

Ctrl + 0

- Reset Zoom

Alt + 0

- Collapse JSON

Alt + Shift + 0

- Expand JSON

Resources

- <https://www.postman.com/planetary-astronaut-452450/workspace/acumaticadevcon>
- <https://learning.postman.com/docs/running-collections/intro-to-collection-runs/#:~:text=The%20Collection%20Runner%20enables%20you,to%20meet%20your%20development%20needs>
- <https://learning.postman.com/docs/sending-requests/managing-environments/#:~:text=An%20environment%20is%20a%20set,as%20part%20of%20a%20team>

Varthini Bhaskaran

Varthini.Bhaskaran@acumatica.com